

# Anthony Medium RailTrac<sup>®</sup> Hydraulic Liftgates<sup>®</sup>



*Lifting Capacities: 1,200 lb. 1,800 lb. 2,500 lb. 3,000 lb.*



*Prepped with  
Steel Shot*



**Process**  
*(See page 3)*

**ANTHONY**  
LIFTGATES, INC.<sup>®</sup>


## Anthony: Industry Leader

Anthony Liftgates has been the driving force in the industry since 1941, producing innovative designs and quality products for trucks of all sizes. Our factory support is unmatched in the industry, providing dealers and their customers coast to coast with prompt delivery of products, parts orders, and custom engineering requests. Looking for a product you can stake your reputation on? Anthony Liftgates offers a wide range of models backed by the best warranty in the business. For performance, dependability, and value, Anthony delivers the complete package for every application!

## Features that Lead the Industry:

### Lifetime Warranted Slide Runners

Our slide runner system is designed and use-tested to guarantee consistent trouble-free service. We feature a one-piece aluminum extrusion



for superior performance - no plastic inserts to wear and replace. Dissimilar metal slide channels (aluminum and steel) reduce friction and extend life.

### ZLC™ Zero Leak Concept

We use only quality machined fittings, SAE "O" ring and JIC hydraulic connections, along



with factory installed -70° low pour hydraulic fluid. The benefit is long, trouble-free service with no aggravating and costly leaks.

### Closed Hydraulic System

Our sealed hydraulic system protects against outside dirt,



grease, and moisture. The steel pump enclosure protects components from damage by impact, debris, and weather.

### Service-Free™ Bushings


Used at critical pivot points, these bushings extend service



life while eliminating routine lubrication.

### Large-Bore Double-Weight Hydraulic Cylinder

Our cylinder allows the hydraulic system to operate at lower pressure, increasing



the service life of all hydraulic components.

### Positive Electrical Connections

Heat-shrink silicone wire terminals insulate electrical connections to seal out moisture. Anti-rotation terminals insure rugged circuit protection.



tions to seal out moisture. Anti-rotation terminals insure rugged circuit protection.

### Marine-duty toggle switch

Heavy-duty polyethylene switch box with a potted switch inside



provide the best all-weather protection available.

Terminals and connections are permanently separated and sealed to eliminate corrosion and electrical failure. (Steel switch guard optional)



## Quality Standard Features:

### **Lockable Steel Power Unit Enclosure**

Protects power pack from weather, theft, and vandalism.

### **Pressure Compensated Flow Valve**

Provides constant and controlled lowering speed of the platform, loaded or unloaded.

### **Yellow Di-Chromate Plated Pivot Pins**

Resist corrosion to increase service life.

### **Chrome Plated Piston Rod**

Keeps exposed surface free of rust and contamination to protect seals and extend cylinder life.

### **Relief Valve**

Prevents overloading during lifting cycle.

### **Factory Installed Hydraulic Fluid**

Prevents contamination during installation with proper hydraulic fluid.

### **Low Operating Pressure**

Extends service life of power unit, hoses, cylinder seals and battery.

### **Spring-Assist Platform**

Provides dual torsion springs/bar for easy opening and closing.



### **Shot Blast / Powder Coat**

Platforms are prepped with steel shot and then powder coated for a finish that provides the best surface appearance, impact resistance, coating adhesion, and wear resistance.

### **Circuit Breaker**

Protects truck wiring and power system in the event of a "dead short."

### **E-Z Mount Installation**

Shipped completely pre-assembled for fast, clean, easy installation.

### **Exclusive 2 + 1 Warranty**

2 years on mechanical components;  
1 year on hydraulic system, parts and service.

### **Level Ride Platform**

Maintains level ride with rear of truck.

### **Heavy Duty Roller Chain Drive**

Provides long life with greater reliability than cable drive.

\* NOTICE: Some models of Anthony Liftgates may be provided with step devices to assist the ingress and egress of the truck or trailer rear. These devices are NOT to be considered ALL INCLUSIVE of any requirements or guidelines regarding proper ingress and egress of trucks and trailers. These items are provided as only an added feature for installers to help simplify the meeting of possible ingress and egress requirements. As there are many variables in truck sizes and shapes, it is the installer's responsibility to determine proper ingress and egress requirements, such as steps and hand grips, for each vehicle receiving an Anthony liftgate.



**Standard** Model in "stored" position



Optional aluminum platform



**RailTuck** Model in "stored" position



Optional retention ramp


## Available Models, Platforms and Capacities:

MODEL	Lifting Capacity (lbs.)	Bed Height Min-Max	Platform Load Area and Ramp	Approx. Outside Width	Shipping Wt. (lbs.)
AR-1200-78	1,200	28"-52"	74" x 36"+6"	78"	687
AR-1200-90	1,200	28"-52"	86" x 36"+6"	90"	731
AR-1200-94	1,200	28"-52"	90" x 36"+6"	94"	772
AR-1800-90	1,800	28"-58"	86" x 36"+6"	90"	748
AR-1800-94	1,800	28"-58"	90" x 36"+6"	94"	771
AR-1800-90-RT	1,800	44"-58"	86" x 42"+6"	90"	812
AR-1800-94-RT	1,800	44"-58"	90" x 42"+6"	94"	835
AR-2500-90	2,500	28"-58"	86" x 42"+6"	90"	779
AR-2500-94	2,500	28"-58"	90" x 42"+6"	94"	803
AR-2500-90-RT	2,500	44"-58"	86" x 42"+6"	90"	843
AR-2500-94-RT	2,500	44"-58"	90" x 42"+6"	94"	884
HCR-3000-90	3,000	28"-58"	86" X 42"+6"	90"	805
HCR-3000-94	3,000	28"-58"	90" X 42"+6"	94"	829

HCR models were designed for High-Cycle applications. Consult factory for full details. All specifications subject to change without notice.

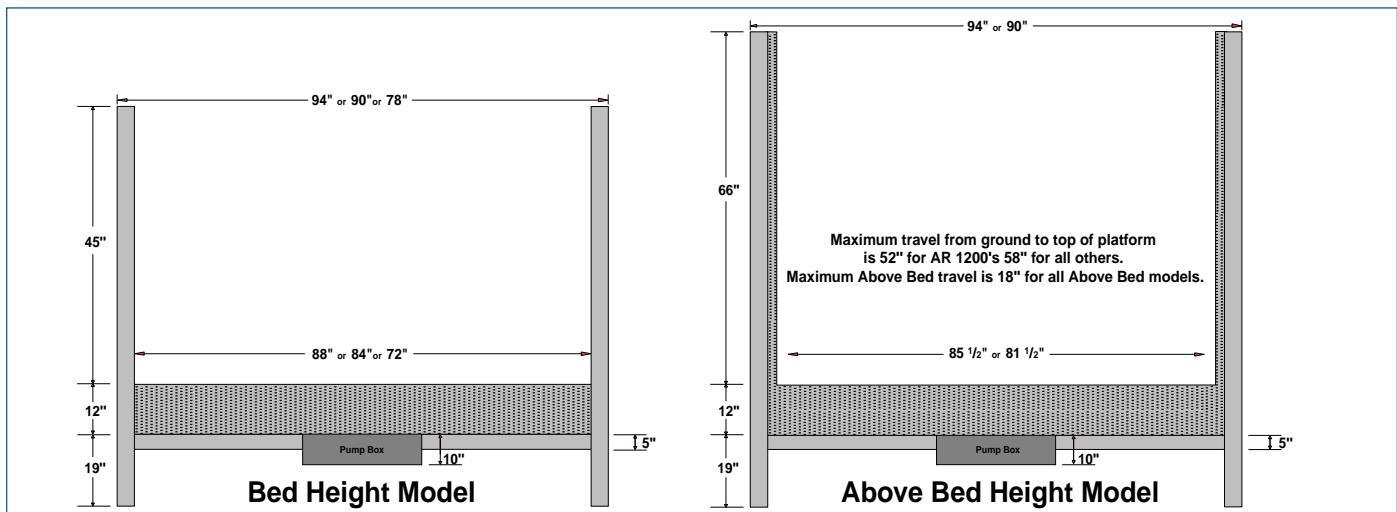
### Shipped with E-Z Mount

Factory assembled and tested for highest quality control and fast installation.



### Options for the Medium RailTrac Series:

- Hand-held control with plug and socket
- Taillight kits
- 102" wide models
- Auxiliary hand pump
- Street-side control
- Flush-mount control inside van
- Above-bed-height models
- Cab or ignition cut-off switch
- Aluminum extruded platform up to 55" deep
- Retention ramps - aluminum
- Custom platforms & applications



## ANTHONY LIFTGATES, INC.®

Anthony Liftgates, Inc.  
1037 W. Howard Street  
P.O. Box 615  
Pontiac, IL 61764-0615  
Phone: 815.842.3383  
Fax: 815.844.3612  
Toll Free: 800.482.0003  
www.anthonyliftgates.com