

# Anthony Magnum RailTrac™ Heavy Duty Hydraulic Liftgates®



Lifting Capacities: 3,500 lb. 4,500 lb. 5,500 lb. 6,500 lb



Prepped with  
**Steel Shot Process**



(See page 3)


**ANTHONY**  
LIFTGATES, INC.®

## Anthony: Industry Leader

Anthony Liftgates has been the driving force in the industry since 1941, producing innovative designs and quality products for trucks of all sizes. Our factory support is unmatched in the industry, providing dealers and their customers coast to coast with prompt delivery of products, parts orders, and custom engineering requests. Looking for a product you can stake your reputation on? Anthony Liftgates offers a wide range of models backed by the best warranty in the business. For performance, dependability, and value, Anthony delivers the complete package for every application!

### Dual Pump and Motor Hydraulic Drive System

Standard dual pump and motor units provide twice the working capacity of single units with half



the effort, while providing a longer service life. Each unit will act as a back-up to the other, eliminating the need for an auxiliary pump and motor.

### Power Unit Assembly

Our galvanneal powder coated power pack is divided internally into two compartments. One houses the dual pump and motor units, and the second houses the



2 auxiliary 12 volt batteries. Both have slide out trays for ease of service. A clear view reservoir and drain plug, louvered vents in the battery compartment, plus a convenient easy-on / easy-off mounting frame are also included.

### ZLC™ Zero Leak Concept


The use of machined fittings, SAE "O" ring and JIC hydraulic connections, along with



factory installed hydraulic fluid with optimum cold weather usage specifications, mean you'll have long, trouble-free service with no aggravating and costly leaks.

### Lifetime Warrantied Service-Free™ Sliders

Inside the vertical tracks there are no rollers or roller bearings to wear or replace. This can mean savings of thousands of dollars over the life of the Liftgate®.



### Self-Aligning Cylinder Attachment Ends

Platform lift cylinders are mounted on self-aligning swivel ends that prevent damage to cylinder pistons and internal wall scoring from platform side loading.



### Service-Free Bushings

Used at critical pivot points, these composite bushings extend pin and arm life and eliminate routine lubrication.



### A Cable Carrier

securely holds both the wires from the traveling switch and the hose from closing cylinder, inside the



guide channel, protecting them while they flex in normal rising and lowering of platform.



### Bolt-on Switch Box

The switch box housing is easily removable for quick & easy, efficient servicing or replacement. Inside, heat-shrink siliconed wire connections and potted switches seal out moisture, and stainless steel terminals provide extra corrosion protection.



# Quality Standard Features:

## **Tail Lights**

Standard incandescent lights in rear column are pre-wired and pigtailed for easy servicing.

## **Galvaneal Power Unit Enclosure**

Separate vented battery compartment for two 12 volt batteries with easy access slide out power unit and battery service trays.

## **Marine-Duty Potted Toggle Switch**

Operates reliably under all types of weather conditions.

## **Pressure Compensated Flow Valve**

Provides constant and controlled lowering speed of the platform, loaded or unloaded.

## **Closed Hydraulic System**

Provides positive protection against outside dust, dirt, and moisture; protects against hydraulic contamination.

## **Yellow Di-Chromate Plated Pivot Pins**

Resist corrosion to increase service life.

## **Heat-Shrink Siliconed Wire Connections**

Prevent electrical failure by sealing out moisture at all electrical connections and stainless steel fasteners on all electrical terminals provide extra corrosion protection.

## **Hard Chrome Plated Piston Rod**

Helps keep exposed surface free of rust and contamination to protect seals and extend cylinder life.

## **Relief Valve**

Prevents overloading during lifting cycle.

## **Factory Installed Hydraulic Fluid**

Our optimum cold weather usage specified fluid is factory installed thus preventing contamination from field installations, while providing good performance during cold weather operations.

## **Powered Platform**

Toggle-switch controlled hydraulic system provides easy opening and powered closing.



## **Shot Blast / Powder Coat**

All platforms and weldments are prepped with steel shot and then powder coated for a finish that provides the best surface appearance, impact resistance, coating adhesion, and wear resistance. Our finish has passed a 1,000 hour salt spray test.

## **Circuit Protection Device**

A 200 Amp service protects truck wiring and power system in the event of a "dead short."

## **Factory Assembled, Tested, and Energized**

Assures consistent, high-quality performance standards.

## **E-Z Mount Installation**

Shipped completely pre-assembled for fast, clean, easy installation.

## **Cut-Off Switch**

Protects valuable liftgate equipment from unauthorized use or vandalism.

## **Exclusive 3 + 2 Warranty**

3 years on mechanical components; 2 years on the hydraulic system, parts and labor.

## **Heavy-Duty Construction**

Thick, 5/16 inch vertical rails and 1/2 inch thick overlays on the lower rail creates massive 13/16 inch thick dock contact area.



Gate shown in lowered position for dock loading



Optional bed height model in stored position (All capacities)



Optional 16" aluminum retention ramp for 60" & 72" model (Standard on 84" model)



12" pop-up cart stop (Standard on 60" & 72" models)

# Available Models, Platforms and Capacities

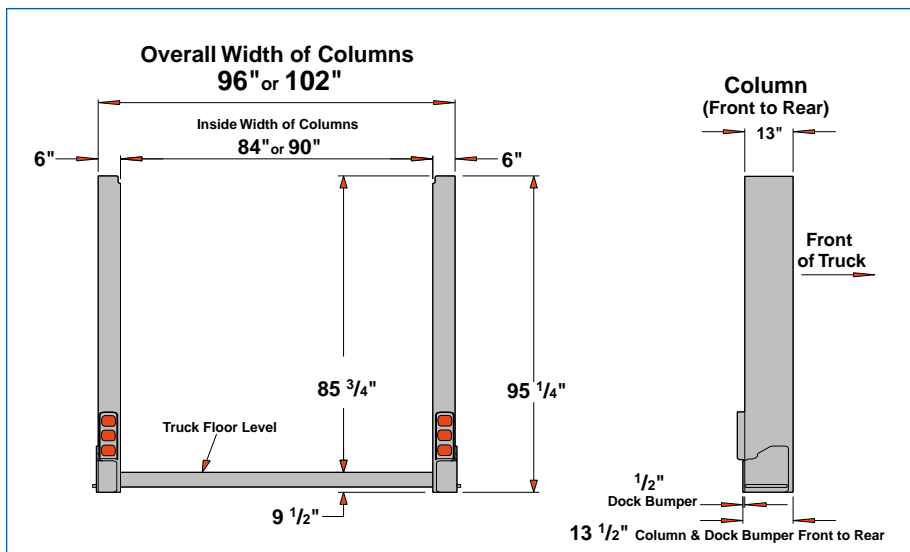
Model	Lifting Capacity (lbs.)	Bed Height Min-Max	Platform Load Area and Ramp	Approx. Outside Width	Shipping Wt. (lbs.)
MRT-3500-SF	3,500	38"-58"	80" x 60"+12" ramp w/pop-up cart stop	96"	2,353
MRT-3500-SF	3,500	38"-58"	80" x 72"+12" ramp w/pop-up cart stop	96"	2,413
MRT-3500-SF	3,500	38"-58"	80" x 84"+16" aluminum retention ramp	96"	2,465
MRT-4500-SF	4,500	38"-58"	80" x 60"+12" ramp w/pop-up cart stop	96"	2,412
MRT-4500-SF	4,500	38"-58"	80" x 72"+12" ramp w/pop-up cart stop	96"	2,452
MRT-4500-SF	4,500	38"-58"	80" x 84"+16" aluminum retention ramp	96"	2,514
MRT-5500-SF	5,500	38"-58"	80" x 60"+12" ramp w/pop-up cart stop	96"	2,463
MRT-5500-SF	5,500	38"-58"	80" x 72"+12" ramp w/pop-up cart stop	96"	2,503
MRT-5500-SF	5,500	38"-58"	80" x 84"+16" aluminum retention ramp	96"	2,565
MRT-6500-SF	6,500	38"-58"	80" x 60"+12" ramp w/pop-up cart stop	96"	2,504
MRT-6500-SF	6,500	38"-58"	80" x 72"+12" ramp w/pop-up cart stop	96"	2,544
MRT-6500-SF	6,500	38"-58"	80" x 84"+16" aluminum retention ramp	96"	2,606

All specifications subject to change without notice.

## Options for the Magnum RailTrac-SF Series

- Hand-held control with plug and socket
- Header kit
- Hose and wire channel mounting kit
- Auxiliary hand pump
- Bed height stored model
- 16" aluminum retention ramp
- 102" wide models
- Trailer wiring kits
- Pump and motor extension kit

- Optional LED lights



## ANTHONY LIFTGATES, INC.®

Anthony Liftgates, Inc.  
1037 W. Howard Street  
P.O. Box 615  
Pontiac, IL 61764-0615  
Phone: 815.842.3383  
Fax: 815.844.3612  
Toll Free: 800.482.0003  
www.anthonyliftgates.com