



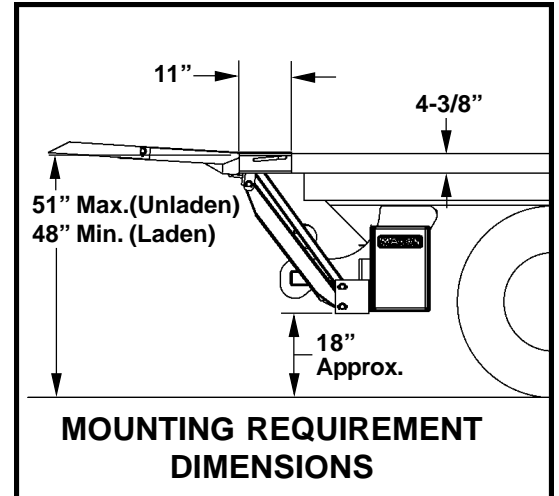
## SPECIFICATIONS

## TUK-A-WAY<sup>®</sup> RO SERIES LIFTGATES


Models: 72-25RO & 72-30RO

- Ideal For Truck Rental & Leasing Companies
- Walk Ramp Ready\*
- Wide Arm, Low Maintenance Standard Ride
- Integrated Switch & Harness Assembly
- For General Purpose Freight Applications

MODEL (CAPACITY)	PLATFORM SIZE	RAMP	TOTAL WEIGHT	BED HEIGHT
72-25 (2500 lbs)	35" x 72"	5"	820 lbs. (approx)	48" Min. (Laden)
72-30 (3000 lbs)			825 lbs. (approx)	51" Max. (Unladen)



WALK RAMP READY\*



\* Walk ramp *not* included.

# SPECIFICATIONS

Models: 72-25RO & 72-30RO

## ◆ WALK RAMP READY\*


The RO Series is designed for use on walk ramp equipped trucks, and offers easy ramp accessibility for the user.

## ◆ WIDE ARM, LOW MAINTENANCE STANDARD RIDE

Wide Arm construction offers added load stability on the platform. The RO Series features grease-free bearings on all 10 load bearing pivot points and utilizes plated pins for a long, grease-free life.

## ◆ INTEGRATED SWITCH & HARNESS ASSEMBLY

The RO Series features a state-of-the-art electrical system. Both liftgates come with a standard, weather-tight, integrated switch and harness assembly that incorporates modular connections for ease of assembly and replacement. Both units also have a 200 Amp inline fuse in the charge line.

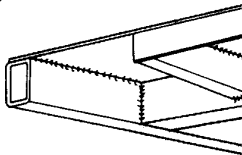


## ◆ GENERAL PURPOSE FREIGHT APPLICATIONS

The Tuk-A-Way RO Series liftgates are excellent for use in general purpose freight applications and a combination of dock and street deliveries.

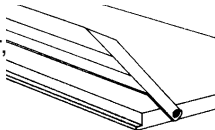
## ◆ HEAVY-DUTY EXTENSION PLATES

RO Series extension plates are made from a strong, 1/4" thick diamond plate and are supported by heavy-duty tubing and channel under the body. This configuration prevents deflection from loads common to gusset supported designs.




## ◆ FULL LENGTH FLIP-OVER SUPPORT

RO Series liftgates have a full length, formed steel shelf to support the flip-over, eliminating the potential for buckling at the platform/flip-over seam.



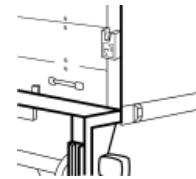
## ◆ DIRECT TORSION SPRING

MAXON's exclusive design utilizes a *direct torsion spring* to assist the operator in opening the platform and flip-over sections. The direct torsion spring is factory set and is virtually maintenance-free under normal use. Operator effort is reduced by 1/3 compared to indirect springs used on other competitor's liftgates.



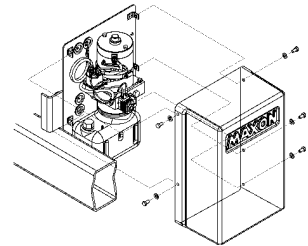
## ◆ ELECTRIC CONTROL STATION WITHIN EASY REACH

Standard on both Tuk-A-Way RO Series models is the electric control station, a fully integrated weather-sealed plug-in system conveniently mounted for operator use. This new feature offers maximum protection against corrosion.



## ◆ POWER UNIT

A redesigned Power Unit, with standard components, provides better access for maintenance. Sealed cover and grommets protect the pump motor from dust and water.




## ◆ SUPERIOR COATING PROCESS

MAXON's exclusive coating process has twice the corrosion resistance of primer and paint alone. This finish is unequalled in the industry for quality and durability.

# OPTIONAL FEATURES

- Heavy-Duty Dock Bumpers w/Built-In 2 Step
- Dock Bumper Rubber Pads
- Street Side Controls
- Power Down
- Low Voltage Thermal Switch (LVTS)
- Cab Cut-Off

Distributed By:



\*Walk Ramp *not* included.

M138-0104

MAXON LIFT CORP.  
(800) 227-4116

11921 Slauson Ave.  
FAX: (888) 771-7713

Santa Fe Springs, CA. 90670-2221  
Internet: [www.maxonlift.com](http://www.maxonlift.com)