



# LINE BODIES



**FOR MEDIUM  
AND HEAVY  
DUTY TRUCKS**

For the best in quality  
and durability, insist  
on Omaha Standard



**America's standard in truck bodies**

The all **galvanneal steel** Omaha Line Body reflects more than 75 years of exceptional truck body building. Our state of the art laser profiling means a consistent precision fit of all body parts and the galvanneal zinc coated steel provides superior protection against corrosion. Omaha Standard's truck body building experience combined with the finest materials and advanced design and manufacturing techniques result in the best line body on the road today. *And that's why we offer the longest limited warranty in the business---six years on door hinges, latches and rust through and three years on all other body components.*

Omaha Line Bodies have standard features that make them rugged, long lasting and efficient. And with the many options you can custom tailor a body to meet the needs of the most demanding crew.



### STANDARD BODY FEATURES

- Entire body exterior is made from A-40 two sided galvanneal zinc coated steel. 14 gauge shells with 12 gauge rear panels.
- Floor is 3/8" safety treadplate steel. 58 1/2" wide with 8" wheel boxes.
- 5" structural steel crossmembers.
- All body surfaces are pressure washed for maximum adhesion of a tough two-part epoxy prime paint.
- Entire body underside and door interiors are treated with automotive type undercoating.

Compartment interiors painted white for enhanced illumination



Spring-loaded, over center door retainers.

**Matches Or Exceeds Truck Manufacturers' Warranties**

<b>6</b> YEAR LIMITED WARRANTY Hinges, Latches and Rust Through	<b>3</b> YEAR LIMITED WARRANTY All Other Body Components
--	---

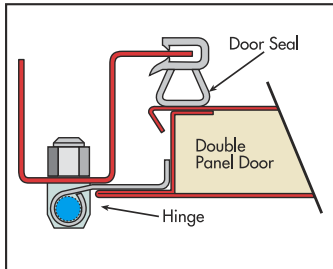
In the interest of product improvement, Omaha Standard Inc. reserves the right to modify, change or revise design and specifications and furnish product so altered without prior notice.




Double panel doors with rigid interior honeycomb polystyrene stiffeners.



Full perimeter flange mounted door seals



Door seal detail shown with rod and bearing hinge



Heavy duty automotive rotary latch and adjustable striker post.

### STANDARD COMPARTMENT FEATURES

- All A-40 two-sided galvanneal steel construction.
- 18 gauge outer panel with 20 gauge inner panel doors with exclusive rigid honeycomb polystyrene stiffeners bonded between panels for maximum strength and the elimination of weld marks.
- Compartment interiors painted white for enhanced illumination.
- 14 gauge shells with full-perimeter uninterrupted automotive-type flange-mounted door seals with no break at latch.
- All compartments have heavy-duty, paddle actuated rotary latches combined with adjustable striker posts for positive door closure.
- Full height vertical compartments front and rear, horizontal compartments over fenders.
- Door hinge pins, bearing block and adjustable striker post are made from stainless steel. Hinges are full-length galvannealed steel. Either rod and bearing type or continuous type hinges are available.
- Spring-loaded, over-center door retainers on all vertical doors.
- Door channel design diverts water away from door opening to help keep compartments dry.



Paddle actuated rotary latch

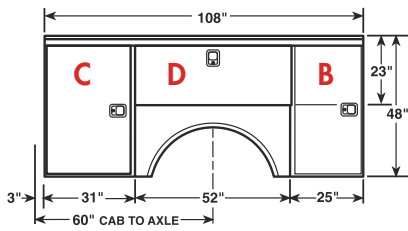


Door channel design diverts water away from door opening to keep compartment dry.

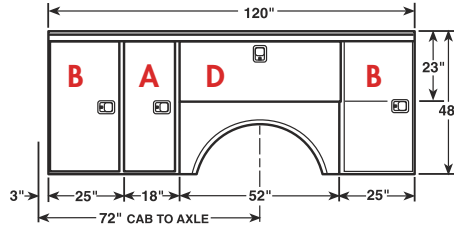


Continuous Hinge (left) Rod and Bearing Hinge (Right) are designed for ease of replacement.

# LINE BODY MODELS



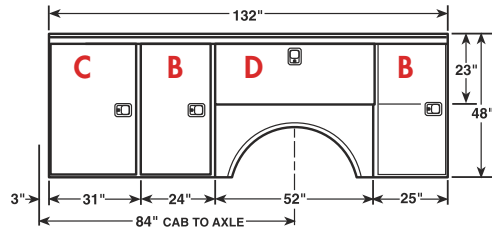
MODEL 108-60



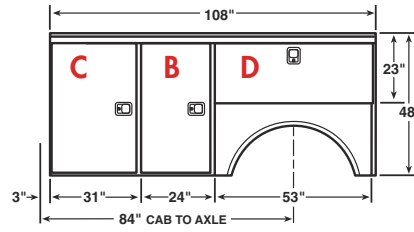
MODEL 120-72

CLEAR DOOR OPENING	
A	14 1/2" W x 42 1/2" H
B	20 1/2" H x 42 1/2" W
C	26 1/4" W x 42 1/2" H

All compartment depths are 18" as standard.

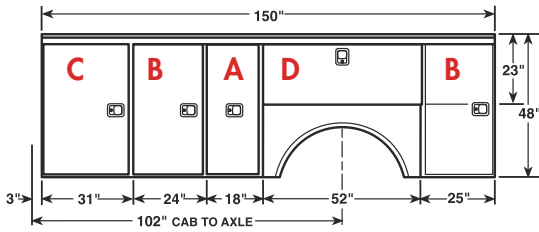


MODEL 132-84

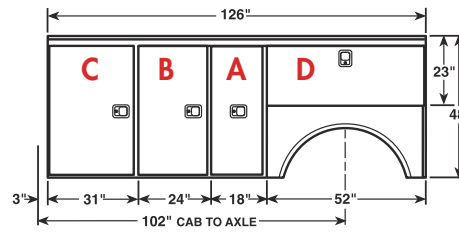


MODEL 108-84B

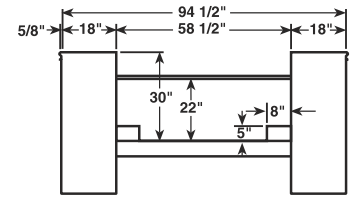
MODEL	LENGTH	C.A.	WIDTH	APPROX. WEIGHT
108-60	108"	60"	95 3/4"	1,638
120-72	120"	72"	95 3/4"	1,826
108-84B	108"	84"	95 3/4"	1,612
132-84	132"	84"	95 3/4"	2,010
126-102B	126"	102"	95 3/4"	1,953
150-102	150"	102"	95 3/4"	2,234
132-108B	132"	108"	95 3/4"	2,028
156-108	156"	108"	95 3/4"	2,328
144-120B	144"	120"	95 3/4"	2,196
168-120	168"	120"	95 3/4"	2,463



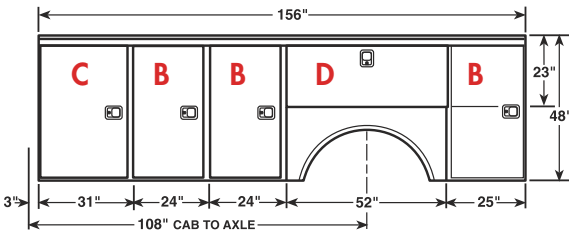
MODEL 150-102



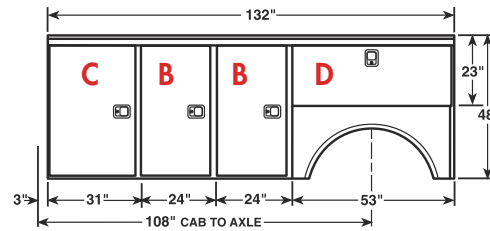
MODEL 126-102B



TYPICAL END VIEW

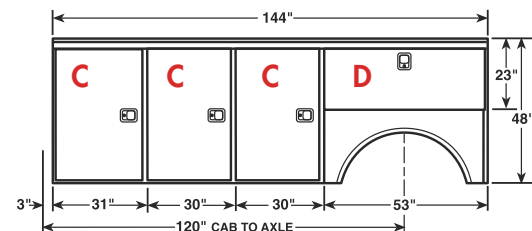


MODEL 156-108

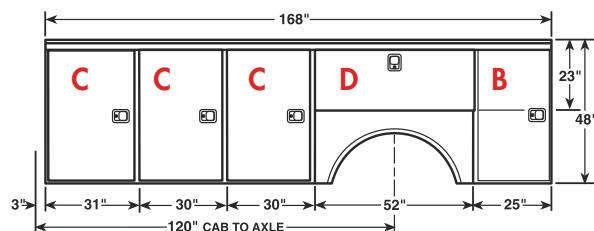


MODEL 132-108B


48" high and 18" deep compartments are standard. 20" deep compartments are available as an option.



MODEL 144-120B



MODEL 168-120



TYPICAL COMPARTMENT CONFIGURATION

## LINE BODY OPTIONS

### Body Options

Reinforcement for Corner-Mounted Crane—3,500 lbs and 6,000 lbs.  
Spare Tire Carrier  
Wheel Chock Holder  
Cargo Tie-Downs  
Mud and Stone Guard  
Grip Strut Walkway  
Treadplate Overlays  
Grab Handles  
Tailboard Channel  
Tail Shelf  
Tailgate  
Side Access Step  
Rear Cable Step  
Rubber Fender Crown

### HiRoof-Weather Proof Work/Cargo Space

HiRoof-With Sliding Top  
Dome Light  
Side and Rear Access Doors  
Full Body Length Shelf

### Ladder Racks

Standard Adjustable Overhead  
HiRoof Adjustable Overhead  
Standard Compartment Top Mount  
HiRoof Side Mount  
Rear Sloping Compartment Top Mount  
Guide Rollers for Ladder Racks  
Guide Rails for Ladder Racks  
Quick Removal Mounting Brackets

### Compartment Options

Thru or 3/4 Thru Compartments  
20" Deep Compartments in Lieu of 18"  
Compartment Light  
Single Slide-Out Tray  
Slide Out Shelf  
Nested Slide Out Trays  
Master Locking System  
Stainless Steel Paddle Latches  
Single Point Stainless Steel T-Handle  
Twist Locks  
Three Point Zinc-Plated T-Handle Twist Locks

### Raised Vertical Compartment

Gas Bottle Retainer  
Gas Bottle Drop Well  
Louver Vents in Door

### Other Options

Hot Stick Box  
Hot Stick Tube  
Material Hooks and Rail  
Shovel Basket  
Cone Holder  
Water Cask Holder  
Adjustable Pipe Carrier Bracket  
Pipe Vise Bracket and Front Pipe Support

### Bumper Options

Recess Bumper with Hinged Cover  
12 Gauge Grip Punch Bumper  
12 Gauge Treadplate Bumper  
12 Gauge Grip Punch A-40 Two Sided  
Galvannealed Zinc Coated Steel Bumper

*Ask about these other quality products from Omaha Standard*

Solid Side Stake Bodies



"Badger" All Purpose Truck Bodies



Stake Bodies



Service Bodies



The Omaha Standard quality equipment line includes platforms, stake bodies, dump bodies, contractor bodies, grain bodies and toolboxes. We also manufacture an outstanding line of low profile scissor and twin telescopic Olympic underbody hoists. Our equipment is sold and serviced by authorized Omaha Standard distributors who make it their business to see that you receive the finest equipment on the market and the best in installation and service.

"Eagle" Dump Bodies and Heavy Duty Contractor Bodies



Heavy Duty Platforms



Contractor Bodies



"Olympic" Twin Telescopic Hoists



Low Profile and Subframe Scissor Hoists



Super Duty Platforms



2401 West Broadway ■ Council Bluffs, Iowa 51501 USA  
Phone 712-328-7444 ■ 800-279-2201 ■ FAX 800-568-7444  
www.omahastd.com ■ e-mail: os@omahastd.com

In the interest of product improvement, Omaha Standard Inc. reserves the right to modify, change or revise design and specifications and furnish product so altered without prior notice.

OSLB-6-01

Sold and Serviced By: